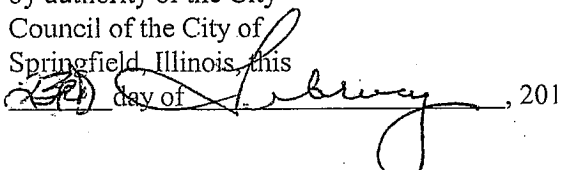


CITY OF SPRINGFIELD

ORDINANCE NO.  75  2  111

ANNUAL APPROPRIATION ORDINANCE OF THE CITY
OF SPRINGFIELD, ILLINOIS, FOR THE FISCAL YEAR BEGINNING
MARCH 1, 2011 AND ENDING FEBRUARY 29, 2012.

PASSED BY THE CITY COUNCIL OF THE CITY OF
SPRINGFIELD, ILLINOIS, ON February 22, 2011.

Published in pamphlet form
by authority of the City
Council of the City of
Springfield, Illinois, this
 day of February, 2011

**ANNUAL APPROPRIATION ORDINANCE OF THE CITY
OF SPRINGFIELD, ILLINOIS, FOR THE FISCAL YEAR
BEGINNING MARCH 1, 2011 & ENDING FEBRUARY 29, 2012.**

WHEREAS, the City of Springfield is a home rule unit as defined in Article VII, Section 6(a) of the 1970 Illinois Constitution and has jurisdiction over matters pertaining to its government and affairs; and

WHEREAS, pursuant to Illinois Municipal Code (65 ILCS 5/8-2-9) and Section 37.01 of the 1988 City of Springfield Code of Ordinances, as amended, an annual appropriation ordinance shall be adopted by the city council before the beginning of the fiscal year to which it applies.

NOW, THEREFORE, BE IT ORDAINED BY THE COUNCIL OF THE CITY OF SPRINGFIELD, ILLINOIS:

Section 1: The Director of the Office of Budget and Management shall allocate, from time to time, monies received by the City to the credit of respective funds designated in Exhibit 1 entitled "City of Springfield FY12 Total Resources" in such proportion as may be required for the best interest of the City and to meet the financial requirements of the City for the fiscal year beginning March 1, 2011, and ending on February 29, 2012. Such allocations shall be reflected on the books, records and accounts of the City, which shall be subject to public inspection. Taxes collected in calendar year 2011 from those taxes levied in calendar year 2010 upon all taxable property subject to taxation within the City pursuant to Ordinance No. 466-12-10, passed by the City Council on December 21, 2010, for the purposes set forth in Ordinance No. 466-12-10 are included in the FY12 Total Resources attached hereto as Exhibit 1.

Section 2: The sums of money shown in the "Major Object" lines in Exhibit 2 entitled "City of Springfield FY12 Appropriations" are hereby appropriated for the purposes stated therein and for the Organizational Divisions set forth in Exhibit 2 entitled "City of Springfield FY12 Appropriations" to defray necessary expenses and liabilities of the City of Springfield, to be paid or incurred during the fiscal year beginning March 1, 2011 and ending on February 29, 2012.

Section 3: No expenditure exceeding the appropriation for any major object or purpose stated in the attached forms shall be made by any Office of the City except as authorized by the City Council. However, nothing in this section shall prohibit an Office from requesting a supplemental appropriation in the event of receipt of unanticipated revenue over and above that Office's projected revenue as established by the Office of Budget and Management. Likewise, nothing in this section shall prohibit the Office of Budget and Management from sequestering any appropriation of any Office in the event that designated Office revenues are less than projected. The Office of Budget and Management shall review each Office's actual revenues and expenditures and recommend such modifications to the budget for City Council consideration as may be appropriate.

Section 4: Proceeds received by the City as a result of any financing or refinancing of bonds or loans shall be used only for completion of improvements and equipment acquisitions for public buildings or infrastructure owned by the City of Springfield and shall not be used for any other purpose unless approved by the City Council.

Section 5: All Offices of the City shall submit, upon request of the Office of Budget and Management, all books and records which relate to monies received or paid out by the Offices, debts and accounts receivable or amounts owed by the Offices, and program performance information as may be useful

to the Office of Budget and Management for purposes of compiling a municipal budget. All information submitted by the Offices shall be in a format developed by the Office of Budget and Management in cooperation with Offices of the City.

Section 6: In order to balance the City's appropriation with anticipated revenues and provide adequate cash flow, the Director of the Office of Budget and Management is hereby authorized and directed to make loans between the various accounts and funds of the City, to the extent not otherwise restricted, at the applicable interest rate, if any, required by law.

Section 7: There are existing multi-year contracts which are previously adopted and approved by ordinances of the City Council of the City of Springfield. These contracts are expressly included by reference and approved to be charged against appropriations authorized by this ordinance.

Section 8: This Appropriation Ordinance is adopted pursuant to procedures set forth in the Illinois Municipal Code, provided any limitations in the Illinois Municipal Code in conflict with this Ordinance shall not be applicable to this Ordinance, pursuant to Section 6 of Article VII of the Constitution of the State of Illinois.


Section 9: The City Clerk is hereby directed to publish this ordinance in pamphlet form.

Section 10: This ordinance shall become effective immediately upon its passage and recording by the City Clerk.


PASSED: Feb. 22, 2011

SIGNED: 2-23-11, 2011

RECORDED: Feb. 23, 2011




Mayor Frank Edwards

ATTEST: 
City Clerk Cecilia K. Tumulty

Approved as to legal sufficiency:

Requested by: Mayor Edwards



Office of Corporation Counsel / 2-12-11
Date

75 2 11

RUN 4

02/04/11

WATER FUND RESOURCES

FY2012 BUDGET

USER CHARGES

SALE OF WATER - RETAIL

\$27,722,686

SALE OF WATER - WHOLESALE

2,915,314

OTHER OPERATING

437,087

\$31,075,087

BOND/NOTE PROCEEDS

2008 BOND PROCEEDS

15,239,152

2011 BOND PROCEEDS

1,854,518

IEPA LOAN PROCEEDS

1,000,000

18,093,670

INTEREST INCOME

CURRENT INTEREST

36,301

36,301

CONTRIBUTIONS FOR CONSTRUCTION

2,451,690

INTER-FUND REIMBURSEMENT

148,221

SEWER REIMBURSEMENT

154,115

GRANTS

IEPA GRANT

74,800

74,800

OTHER

AUXILIARY SERVICES

1,214,448

MISC NON-OPERATING REVENUE

38,397

1,252,845

FUND BALANCE

RENEWAL/REPLACEMENT FUND

700,000

LAKE IMPROVEMENT ACCOUNT

296,400

FY2011 SUPPLEMENTAL APPROPRIATIONS

0

996,400

TOTAL WATER FUND RESOURCES

\$54,283,129

75 2 111

RUN 4
02/04/11

ELECTRIC FUND RESOURCES

FY2012 BUDGET

USER CHARGES

RESIDENTIAL	\$69,617,827	
COMMERCIAL	130,392,276	
STREET/SECURITY	608,420	
WHOLESALE	38,583,880	
WIND ENERGY REVENUE	8,658,147	
OTHER OPERATING	3,289,769	
		\$251,150,319

BOND/NOTE PROCEEDS

2008 ELECTRIC IMPROVEMENT	7,000,000	
DEBT SERVICE RESERVE CASH OUT	15,933,941	
LINE OF CREDIT DRAW	0	
		22,933,941

GRANT PROCEEDS

TIF MONEY FOR DOWNTOWN LIGHTS	1,400,000	
ENERGY EFFICIENCY CONSERVATION BLOCK GRANT	596,334	
STATE ENERGY PROGRAM (SEP) GRANT	397,500	
APPA DEED GRANT	0	
DCEO EFFICIENCY GRANT	930,000	
		3,323,834

INTEREST INCOME

193,658

CONTRIBUTIONS FOR CONSTRUCTION

615,000

INTER-FUND REIMBURSEMENT

844,919

SEWER REIMBURSEMENT

154,115

OTHER

SUSPENSE BILLING REIMB.	187,000	
EMPLOYEE PURCHASE PROGRAM	5,950	
GREEN POWER PURCHASE PROGRAM	12,000	
TRAFFIC SERVICES REIMBURSEMENT	185,000	
AQUATECH EQUIPMENT SALES	2,650,000	
		3,039,950

FUND BALANCE

RENEWAL/REPLACEMENT FUND	5,000,000	
GENERAL FUND BALANCE	2,800,000	
ENVIRONMENTAL INITIATIVES FUND BALANCE	780,000	
FY2011 SUPPLEMENTAL APPROPRIATIONS	0	
		8,580,000

TOTAL ELECTRIC FUND RESOURCES

\$290,835,736
=====

FY2012 CWLP EXPENDITURE BUDGET

<u>FUND</u>	<u>AGENCY</u>	<u>OBJECT CLASS</u>	<u>OBJECT CLASS NAME</u>	<u>FY2012 REQUEST</u>
WATER FUND				
ENGINEERING / OPERATIONS				
101	100	1100	PERSONAL SERVICES	9,163,610
101	100	1200	CONTRACTUAL SERVICES	847,582
101	100	1400	COMMODITIES	2,227,943
101	100	1500	EQUIPMENT	1,692,000
101	100	1600	ELECTRONIC DATA PROCESSING	29,900
101	100	1700	TELECOMMUNICATIONS	22,680
101	100	2300	PERMANENT IMPROVEMENTS	22,428,910
101	100	2600	TRAVEL	29,198
TOTAL ENGINEERING / OPERATIONS				36,441,823
ADMINISTRATIVE SERVICES				
101	200	1100	PERSONAL SERVICES	4,773,825
101	200	1200	CONTRACTUAL SERVICES	533,887
101	200	1400	COMMODITIES	372,906
101	200	1500	EQUIPMENT	107,000
101	200	1600	ELECTRONIC DATA PROCESSING	231,801
101	200	1700	TELECOMMUNICATIONS	7,582
101	200	1800	OPERATION OF AUTOMOTIVE EQUIPMENT	515,550
101	200	2200	AWARDS, BENEFITS AND TREATMENT EXPENSE, INJURED EMPLOYEES	165,000
101	200	2300	PERMANENT IMPROVEMENTS	816,525
101	200	2600	TRAVEL	2,347
TOTAL ADMINISTRATIVE SERVICES				7,526,423
FINANCE				
101	300	1100	PERSONAL SERVICES	747,934
101	300	1200	CONTRACTUAL SERVICES	1,995,992
101	300	1400	COMMODITIES	24,655
101	300	1600	ELECTRONIC DATA PROCESSING	15,600
101	300	1700	TELECOMMUNICATIONS	25,950
101	300	1900	INTERFUND CASH TRANSFERS	982,294
101	300	2400	DEBT SERVICE	5,951,716
101	300	2500	REFUNDS	38
101	300	2600	TRAVEL	3,182
TOTAL FINANCE				9,747,361
REGULATORY AFFAIRS				
101	400	1100	PERSONAL SERVICES	151,184
101	400	1200	CONTRACTUAL SERVICES	15,591
101	400	1400	COMMODITIES	10,401
101	400	1500	EQUIPMENT	750
101	400	1600	ELECTRONIC DATA PROCESSING	1,702
101	400	1700	TELECOMMUNICATIONS	858
101	400	2600	TRAVEL	4,894
TOTAL REGULATORY AFFAIRS				185,380
TOTAL WATER FUND				53,900,987

ELECTRIC FUND**ENGINEERING / OPERATIONS**

102	100	1100	PERSONAL SERVICES	46,344,617
102	100	1200	CONTRACTUAL SERVICES	50,240,568
102	100	1400	COMMODITIES	73,365,857
102	100	1500	EQUIPMENT	2,571,500
102	100	1600	ELECTRONIC DATA PROCESSING	729,075
102	100	1700	TELECOMMUNICATIONS	921,900
102	100	2300	PERMANENT IMPROVEMENTS	23,891,500
102	100	2600	TRAVEL	88,579

TOTAL ENGINEERING / OPERATIONS

198,153,596

ADMINISTRATIVE SERVICES

102	200	1100	PERSONAL SERVICES	8,564,245
102	200	1200	CONTRACTUAL SERVICES	3,185,447
102	200	1400	COMMODITIES	247,519
102	200	1500	EQUIPMENT	125,000
102	200	1600	ELECTRONIC DATA PROCESSING	1,290,327
102	200	1700	TELECOMMUNICATIONS	27,668
102	200	1800	OPERATION OF AUTOMOTIVE EQUIPMENT	2,921,450
102	200	2200	AWARDS, BENEFITS AND TREATMENT EXPENSE, INJURED EMPLOYEES	1,285,000
102	200	2300	PERMANENT IMPROVEMENTS	8,250
102	200	2500	REFUNDS	1,637,000
102	200	2600	TRAVEL	16,603

TOTAL ADMINISTRATIVE SERVICES

19,308,509

FINANCE

102	300	1100	PERSONAL SERVICES	4,024,763
102	300	1200	CONTRACTUAL SERVICES	12,137,459
102	300	1400	COMMODITIES	139,718
102	300	1600	ELECTRONIC DATA PROCESSING	90,400
102	300	1700	TELECOMMUNICATIONS	147,050
102	300	1900	INTERFUND CASH TRANSFERS	9,787,243
102	300	2400	DEBT SERVICE	43,140,314
102	300	2500	REFUNDS	12,713
102	300	2600	TRAVEL	18,043

TOTAL FINANCE

69,497,703

REGULATORY AFFAIRS

102	400	1100	PERSONAL SERVICES	1,284,571
102	400	1200	CONTRACTUAL SERVICES	1,501,194
102	400	1400	COMMODITIES	57,899
102	400	1500	EQUIPMENT	17,250
102	400	1600	ELECTRONIC DATA PROCESSING	11,148
102	400	1700	TELECOMMUNICATIONS	4,862
102	400	2300	PERMANENT IMPROVEMENTS	110,000
102	400	2600	TRAVEL	31,112

TOTAL REGULATORY AFFAIRS

3,018,036

TOTAL ELECTRIC FUND

289,977,844

TOTAL CWLP

343,878,831

RUN 4
02/04/11

ELECTRIC FUND RESOURCES

FY2012 BUDGET

USER CHARGES

RESIDENTIAL	\$69,617,827	
COMMERCIAL	130,392,276	
STREET/SECURITY	608,420	
WHOLESALE	38,583,880	
WIND ENERGY REVENUE	8,658,147	
OTHER OPERATING	3,289,769	
		\$251,150,319

BOND/NOTE PROCEEDS

2008 ELECTRIC IMPROVEMENT	7,000,000	
DEBT SERVICE RESERVE CASH OUT	15,933,941	
LINE OF CREDIT DRAW	0	
		22,933,941

GRANT PROCEEDS

TIF MONEY FOR DOWNTOWN LIGHTS	1,400,000	
ENERGY EFFICIENCY CONSERVATION BLOCK GRANT	596,334	
STATE ENERGY PROGRAM (SEP) GRANT	397,500	
APPA DEED GRANT	0	
DCEO EFFICIENCY GRANT	930,000	
		3,323,834

INTEREST INCOME

193,658

CONTRIBUTIONS FOR CONSTRUCTION

615,000

INTER-FUND REIMBURSEMENT

844,919

SEWER REIMBURSEMENT

154,115

OTHER

SUSPENSE BILLING REIMB.	187,000	
EMPLOYEE PURCHASE PROGRAM	5,950	
GREEN POWER PURCHASE PROGRAM	12,000	
TRAFFIC SERVICES REIMBURSEMENT	185,000	
AQUATECH EQUIPMENT SALES	2,650,000	
		3,039,950

FUND BALANCE

RENEWAL/REPLACEMENT FUND	5,000,000	
GENERAL FUND BALANCE	2,800,000	
ENVIRONMENTAL INITIATIVES FUND BALANCE	780,000	
FY2011 SUPPLEMENTAL APPROPRIATIONS	0	
		8,580,000

TOTAL ELECTRIC FUND RESOURCES

\$290,835,736
=====



City of Springfield Total Resources

Exhibit #1

as amended

FY 2012
Projected

001 - Corporate Fund

10R - Taxes

0010R - Property Tax	20,509,944
0020R - State Sales Tax	25,326,077
0022R - Home Rule Sales Tax	25,922,882
0023R - City Use Tax	1,523,694
0024R - Hotel Tax- Corporate	550,000
0025R - Pari-Mutuel Tax	60,000
0028R - State Use Tax	1,550,000
0029R - State Auto Rental Tax	60,000
0099R - Telecommunications Tax	3,375,000
0367R - Charitable Games Tax & License	12,000

78,889,597

10R - Taxes

20R - Fees For Service

0056R - Yard Waste Removal Fees	300
0060R - Crime & Accident Report Fees	40,000
0062R - Peg Revenue	75,000
0066R - Parking Fee- Non City Ramp-Lot	1,225
0087R - Spfld Police Acad Trng Fees	1,000
0132R - Preliminary Plat Fees	500
0133R - Boarded Building Reg Fee	90,000
0150R - Birth & Death Certificate Fees	134,000
0154R - City Clerk Automation Fee	30,000
0270R - Street Opening Fees	550,000
0273R - Landfill Fee	200,000
0310R - Zoning Board Fees	17,000
0332R- Fire Pension Service Fee	9,000
0334R - Impound Fee	600,000
0340R - Bus Bench Rental Fee	8,000
0390R - Liquor License Transfer Fee	100
0564R - Liquor Admin & Invest. Fee	15,000
0565R - Late Fees-Liquor Licenses	500
0650R - Commercial Deliver Trans Fee	50
0930R - Water Service Filing Fees	100
1522R - Curran Fire District Fee	25,000
1524R - Eastside Fire District Fee	92,000

1526R - Lake Spfld Fire Dist Fee	85,000
1528R - Northside Fire Dist Fee	80,000
1530R - South Oak Fire Dist Fee	130,000
1532R - Southlawn Fire Dist Fee	60,000
1534R - Southside Fire Dist Fee	110,000
1536R - Western Fire Dist Fee	140,000
1538R - Woodside Fire Dist Fee	140,000
1570R - Univ Of Il Spfld Fire Prot Fee	45,590
1581R - Fairground Fire Protection Fee	105,900
1585R - Service Vehicle Transfer Fee	50
1636R - Photocopy Fees	800
2060R - Sex Offender Registration Fee	10
4000R - Parking 8TH & Capitol Fees	41,000
20R - Fees For Service	2,827,125
30R - Interest Income	
0200R - Interest Income	20,000
30R - Interest Income	20,000
40R - Intergovernmental Revenue	
0011R - Replacement Tax	2,350,000
0030R - State Income Tax	10,009,195
0181R - Ilcc Grant	13,860
0244R - Dist Fugitive Task Force Reimb	14,000
0248R - Atf Task Force Reimb	3,500
0252R - Police Remb Dea	20,000
0253R - Police Cieg Reimbursement	6,394
0254R - Pol Ocdetf Task Force Reimb	40,000
0256R - Reimbursement District 186	643,000
1572R - Iema Training Reimb	236,000
2003R - Bulletproof Vest Ptshp Grant	27,000
2008R - Terrorism Task Force Grant	5,000
2013R - Idot Police Grant	107,174
2019R - Cops Techology Grant	33,727
4794R - Hud Edi Grant	170,900
40R - Intergovernmental Revenue	13,679,750
50R - Licenses & Permits	
0120R - Commercial Delivery Permits	9,800
0122R - Electrical Contractors License	7,000
0123R - Mechanical Contractors License	8,000
0210R - Itinerant Merchants Permit	100
0346R - Perm To Sell/Display Fireworks	1,000
0400R - Temporary Liquor License	6,000
0410R - Building Permits	500,000
0420R - Electric Wiring Permits	60,000

0430R - Mechanical Permits	65,000
0450R - Plumbing Permits	35,000
0470R - Sign Permits	8,500
0490R - Miscellaneous Permits	1,500
0550R - Auctioneers Licenses	1,500
0560R - Annual Liquor License	240,000
0580R - Bowling Alley Licenses	1,000
0591R - Cleaning Establishment Lic	600
0601R - Closing Out Sale Licenses	200
0630R - Florists Licenses	1,800
0640R - Funeral Directors Licenses	400
0690R - Mall Vendors Permit	1,000
0720R - Coin Opertd Amuse Devices Lic	50,000
0740R - Coin Oper Amusmt Operatorslic	5,800
0780R - Peddler Licenses	10,000
0850R - Sign Contractors Licenses	2,800
0870R - Taxi Drivers Licenses	2,000
0871R - Taxi Cab Decal License	775
0880R - Taxicab Operators Licenses	700
0890R - Tobacco Dealers Licenses	4,000
0900R - Service Vehicle Permits	10,500
0911R - Miscellaneous Licenses	1,500
0920R - Theatre And Exhibition License	4,550
1000R - Mobile Home Courts License	10,400
3461R - Demolition Fees	4,500
50R - Licenses & Permits	1,055,925
60R - Fines & Citations	
0050R - Administrative Court Fine	10,800
0052R - Environmental Lien	120,000
0055R - Misc Ordinance Fines	65,000
0067R - Sound Device Rest Viol	30,000
0230R - Moving Violations	698,000
0290R - Parking Ticket Citations	420,000
0291R - Ticket Share-Wheelchair Ramp	5,000
0293R - Ticket Share-Sidewalk Ramp	3,000
0339R - Local Dui Fine	30,000
0567R - Liquor Violation Fines	1,000
2070R - Court Supervision Fine	75,000
60R - Fines & Citations	1,457,800
70R - Franchise Fees	
0131R - Ameren Franchise Fee	215,000
2550R - Cable Tv Franchise	1,500,000
8051R - Telecomm R O W Franchise Fee	100,000
70R - Franchise Fees	1,815,000

75R - Reimbursements		
	0054R - Reimb Legal Fees & Costs	6,000
	0080R-Reimb Demolition Costs	50,000
	0082R - Reimb For Admin Court Cost	8,400
	0096R - Lake Patrol Enforcement Reimb	15,000
	0250R - Hireback	37,500
	1579R - Protective Gear Upgrade Reimb	1,000
	9000R - Pilot Fee Cwlp	7,565,000
	9010R - Administrative Fee- Sewer Fund	241,028
	9020R - Utility Reimb - Cwlp	130,000
	9030R - Ramp Cost Reimb-	10,000
75R - Reimbursements		8,063,928
80R - Other Revenue		
	0089R - Overpayments	1,500
	0242R - Sale-Lease-Trans Of City Prop	160,000
	1650R - Donations	30,000
	1651R - Donations	100
	3460R - Miscellaneous Income	93,506
	8000R - Unclaimed Checks	4,000
	8050R - Lease Fire Station 12 Tower	12,313
80R - Other Revenue		301,419
92R - Transfer In		
	0305R - Transfer In	500,000
92R - Transfer In		500,000
001 - Corporate Fund Total		108,610,544
002 - Special Assessments Fund		
10R - Taxes		
	0010R - Property Tax	55,894
10R - Taxes		55,894
30R - Interest Income		
	0200R - Interest Income	300
	0201R - Int. Inc.-Special Assmt Instal	8,177
30R - Interest Income		8,477
80R - Other Revenue		
	0205R - Income On Assessments	40,894
80R - Other Revenue		40,894
002 - Special Assessments Fund Total		105,265

FY 2012
Projected

003 - Lincoln Library Fund

20R - Fees For Service

1628R - Non Resident Fees	11,000
1636R - Photocopy Fees	8,000
1637R - Overdue Material Late Fees	80,000
1638R - Lost Materials Reimb Fees	7,500

20R - Fees For Service

106,500

30R - Interest Income

0200R - Interest Income	200
-------------------------	-----

30R - Interest Income

200

40R - Intergovernmental Revenue

0011R - Replacement Tax	600,000
1870R - State Of Ill Per Capita Grant	115,000

40R - Intergovernmental Revenue

715,000

80R - Other Revenue

0093R - Gift Shop Sales	6,000
1651R - Donations	100
3460R - Miscellaneous Income	500

80R - Other Revenue

6,600

92R - Transfer In

0305R - Transfer In	3,435,700
---------------------	-----------

92R - Transfer In

3,435,700

003 - Lincoln Library Fund Total

4,264,000

004 - Oak Ridge Cemetery Fund

20R - Fees For Service

1702R - Interment Fees	400,000
1705R - Wreaths, Flowers, Mowing, Watring	17,000
1709R - Endowed Care Fees	5,000
1711R - Tent Rental Fees	2,000
1712R - Abby Crypt Fees	4,000
1714R - Public Aid Burial Fees	25,000
1717R - 2/3 Interment Fees	20,000
1721R - Meml Chapel Mausim Niche Fees	35,000

20R - Fees For Service

508,000

30R - Interest Income

0200R - Interest Income	70,000
-------------------------	--------

30R - Interest Income

70,000

80R - Other Revenue		
	1700R - Grave Space Sales	355,000
	1701R - Memorial Chapel Mauslm Crypts	40,000
	1703R - Foundation Sales	50,000
	1704R - Concrete Box Sales	2,000
	1707R - Marker Sales	75,000
	1719R - Vet'S Lawn Crypts	20,000
	1720R - Columbarium Niches	20,000
	3460R - Miscellaneous Income	20,000
80R - Other Revenue		582,000
92R - Transfer In		
	0305R - Transfer In	450,000
92R - Transfer In		450,000
004 - Oak Ridge Cemetery Fund Total		1,610,000
007 - Madison Park PI Project Fund		
10R - Taxes		
	0010R - Property Tax	215,000
10R - Taxes		215,000
30R - Interest Income		
	0200R - Interest Income	25
30R - Interest Income		25
007 - Madison Park PI Project Fund Total		215,025
015 - Sewer Fund		
20R - Fees For Service		
	0058R - Car Wash Fees	8,000
	3000R - Sewer Service Fees	6,060,000
20R - Fees For Service		6,068,000
30R - Interest Income		
	0200R - Interest Income	5,000
30R - Interest Income		5,000
80R - Other Revenue		
	3460R - Miscellaneous Income	2,000
80R - Other Revenue		2,000
015 - Sewer Fund Total		6,075,000

FY 2012
Projected

016 - Working Capital Fund		
20R - Fees For Service		
2900R - Operating Income		697,296
20R - Fees For Service		697,296
016 - Working Capital Fund Total		697,296
021 - Convention & Visitors Fund		
10R - Taxes		
4640R - Hotel Motel Tax		1,650,000
10R - Taxes		1,650,000
80R - Other Revenue		
3460R - Miscellaneous Income		4,500
80R - Other Revenue		4,500
92R - Transfer In		
0305R - Transfer In		275,000
92R - Transfer In		275,000
021 - Convention & Visitors Fund Total		1,929,500
028 - Tif Enos Park Project Fund		
10R - Taxes		
0010R - Property Tax		475,000
10R - Taxes		475,000
30R - Interest Income		
0200R - Interest Income		1,000
6080R - Interest Payments On Loans		5,026
30R - Interest Income		6,026
80R - Other Revenue		
6074R - Principal Payment		6,854
80R - Other Revenue		6,854
028 - Tif Enos Park Project Fund Total		487,880
030 - 1996A Debt Service Fund		
92R - Transfer In		
0305R - Transfer In		2,795,000
92R - Transfer In		2,795,000
030 - 1996A Debt Service Fund Total		2,795,000

032 - 1996C Debt Service Fund		
92R - Transfer In		
	0305R - Transfer In	875,000
92R - Transfer In		875,000
032 - 1996C Debt Service Fund Total		875,000
033 - 1996 Capital Improvement Fund		
30R - Interest Income		
	0200R - Interest Income	1,000
30R - Interest Income		1,000
033 - 1996 Capital Improvement Fund Total		1,000
035 - Debt Management Fund		
92R - Transfer In		
	0305R - Transfer In	3,541,839
92R - Transfer In		3,541,839
035 - Debt Management Fund Total		3,541,839
036 - Motor Vehicle Parking Fund		
20R - Fees For Service		
	4120R - Parkg Rev B Ramp 7TH& Mon Fee	70,000
	4140R - Parking Meters Fees	550,000
	4142R - Meter Cash Key Deposit	800
	4144R - Meter Cash Key Time Fees	10,000
	4180R - 4TH & Washington Parking Fees	140,000
	4190R - Undrgrnd Parkng Libr Profit Sh	40,000
20R - Fees For Service		810,800
30R - Interest Income		
	0200R - Interest Income	200
30R - Interest Income		200
60R - Fines & Citations		
	0290R - Parking Ticket Citations	50,000
60R - Fines & Citations		50,000
75R - Reimbursements		
	0250R - Hireback	9,400
75R - Reimbursements		9,400
80R - Other Revenue		
	3460R - Miscellaneous Income	12,000
80R - Other Revenue		12,000
036 - Motor Vehicle Parking Fund Total		882,400

041 - Motor Fuel Tax Fund		
10R - Taxes		
	2400R - Gas Tax Receipts State Of Ill	3,200,000
10R - Taxes		3,200,000
20R - Fees For Service		
	0364R - High Speed Rail Study Reimbursement	1,000,000
20R - Fees For Service		1,000,000
30R - Interest Income		
	0200R - Interest Income	15,000
30R - Interest Income		15,000
40R - Intergovernmental Revenue		
	1176R - Idot Construction/Engineering Reimb	80,000
	1910R - Idot Highway Maintenance Reimbursment	152,500
40R - Intergovernmental Revenue		232,500
75R - Reimbursements		
	0277R - Developer'S Guarantee Reimb	90,000
	1130R - Street Sign Reimb	10,000
75R - Reimbursements		100,000
80R - Other Revenue		
	2401R - High Growth Cities Program	61,500
	3460R - Miscellaneous Income	100,000
80R - Other Revenue		161,500
041 - Motor Fuel Tax Fund Total		4,709,000
044 - 2002A Go Debt Service Fund		
92R - Transfer In		
	0305R - Transfer In	515,295
92R - Transfer In		515,295
044 - 2002A Go Debt Service Fund Total		515,295

FY 2012
Projected

048 - Tif Northeast Project Fund

10R - Taxes

0010R - Property Tax

360,000

10R - Taxes

360,000

30R - Interest Income

0200R - Interest Income

2,000

30R - Interest Income

2,000

048 - Tif Northeast Project Fund Total

362,000

049 - Recycling Fund

20R - Fees For Service

1230R - Recycling Fee

130,000

20R - Fees For Service

130,000

80R - Other Revenue

3460R - Miscellaneous Income

500

80R - Other Revenue

500

049 - Recycling Fund Total

130,500

050 - Community Dev Block Grant Fund

30R - Interest Income

6080R - Interest Payments On Loans

10,000

30R - Interest Income

10,000

40R - Intergovernmental Revenue

4790R - Community Development Grants

2,600,000

4796R - Homelessness Prevention Grant

228,000

40R - Intergovernmental Revenue

2,828,000

80R - Other Revenue

6074R - Principal Payment

38,000

80R - Other Revenue

38,000

92R - Transfer In

0305R - Transfer In

180,000

92R - Transfer In

180,000

050 - Community Dev Block Grant Fund Total

3,056,000

FY 2012
Projected

051 - Cdbg Home Program Fund

40R - Intergovernmental Revenue

4791R - Cdbg Home Program Grants

1,200,000

40R - Intergovernmental Revenue

1,200,000

051 - Cdbg Home Program Fund Total

1,200,000

054 - III Housing Development Grant

40R - Intergovernmental Revenue

1879R - Ihda Grant

180,000

40R - Intergovernmental Revenue

180,000

054 - III Housing Development Grant Total

180,000

062 - South Grand Pointe Tif Project

10R - Taxes

0010R - Property Tax

415,000

10R - Taxes

415,000

92R - Transfer In

0305R - Transfer In

220,295

92R - Transfer In

220,295

062 - South Grand Pointe Tif Project Total

635,295

065 - Unemployment Compensation Escrow

92R - Transfer In

0305R - Transfer In

100,000

92R - Transfer In

100,000

065 - Unemployment Compensation Escrow Total

100,000

069 - Police Laboratory Fund

20R - Fees For Service

2050R - Drug Testing Fee

10,000

20R - Fees For Service

10,000

30R - Interest Income

0200R - Interest Income

25

30R - Interest Income

25

069 - Police Laboratory Fund Total

10,025

	FY 2012 Projected
070 - State Drug Profit Forfeiture	
30R - Interest Income	
0200R - Interest Income	200
30R - Interest Income	200
80R - Other Revenue	
0569R - State Narcotics Profit Forf	60,000
80R - Other Revenue	60,000
070 - State Drug Profit Forfeiture Total	60,200
071 - Police Evidence Fund	
30R - Interest Income	
0200R - Interest Income	400
30R - Interest Income	400
80R - Other Revenue	
0570R - Evidence Receipts	75,000
80R - Other Revenue	75,000
071 - Police Evidence Fund Total	75,400
072 - Dcca Grant Award	
30R - Interest Income	
0200R - Interest Income	300
30R - Interest Income	300
40R - Intergovernmental Revenue	
1845R - Dceo Grant Award	439,888
40R - Intergovernmental Revenue	439,888
072 - Dcca Grant Award Total	440,188
073 - Federal Drug Profit Forfeiture	
30R - Interest Income	
0200R - Interest Income	300
30R - Interest Income	300
80R - Other Revenue	
0568R - Federal Narcotics Prof Forf	10,000
80R - Other Revenue	10,000
073 - Federal Drug Profit Forfeiture Total	10,300

FY 2012
Projected

074 - Cos Self Insurance Fund

10R - Taxes

0010R - Property Tax 395,400

10R - Taxes

395,400

30R - Interest Income

0200R - Interest Income 2,000

30R - Interest Income

2,000

75R - Reimbursements

1610R - Early Retirement Reimb 86,400

75R - Reimbursements

86,400

80R - Other Revenue

3460R - Miscellaneous Income 100

5041R - Cwlp Basic Select Flex 8,000

5043R - Cwlp Employ Cont-Pos Non Flex 78,100

5044R - Cwlp Emp Contrib Dental Non Fl 0

5045R - Cwlp Basic Select Non-Flex 10,600

5049R - Omp Basic Select Flex 5,300

5051R - Omp Basic Select Non Flex 2,700

5052R - Retire Emp Cont-Health 2,582,100

5060R - Cobra Emp Cont-Health 30,000

5066R - Life Insur Premium 100,000

5080R - Omp Employee Cont Pos Flx 2001 1,642,500

5084R - Omp Employ Cont-Pos 2001 68,900

5553R - Cwlp Employee Pos Flex 2001 1,372,900

80R - Other Revenue

5,901,200

85R - Self Insurance-Charge For Serv

0191R - Prescriptions Rebate Reimb 60,000

1600R - Ref&Dupl Pay-Lost Card Hlth 50,000

1601R - Ref & Dupl Pay- Work Comp 28,500

1602R - Coord Of Benefits Reimb-Health 20,000

1603R - Subrogation Pymts-Work Comp 10,000

1604R - Subrogation Pymts-Health Ins 100,000

1605R - Retiree Drug Subsidy 200,000

1607R - Federal Cobra Subsidy 4,400

85R - Self Insurance-Charge For Serv

472,900

86R - Self Insur- Intragovernmental

5000R - Wc Reimb Cwlp-Treatment 700,000

5002R - Wc Reimb Cwlp-Settlements 850,000

5003R - Wc Reimb Cwlp-Awards	310,000
5004R - Wc Reimb Cwlp-Tpa & Other Cont	100,000
5005R - Wc Reimb Cwlp-Legal Fees	10,000
5010R - Work Comp Reimb-City	2,310,900
5020R - Wc Reimb Sewer Fund	125,000
5021R - Wc Reimb Cwlp-Ttd	315,000
5030R - Accrued Lve Payout Reimb City	1,018,700
5056R - City'S Cont To Hlth/Dent	10,335,200
5057R - Cwlp'S Cont To Hlth/Dent	7,857,200
5066R - Life Insur Premium	100,000
86R - Self Insur- Intragovernmental	24,032,000
92R - Transfer In	
0305R - Transfer In	100,000
92R - Transfer In	100,000
074 - Cos Self Insurance Fund Total	30,989,900
077 - Local Law Enforce Block Grant	
30R - Interest Income	
0200R - Interest Income	200
30R - Interest Income	200
077 - Local Law Enforce Block Grant Total	200
084 - Special Allocation Project Acc	
10R - Taxes	
0010R - Property Tax	4,175,000
10R - Taxes	4,175,000
30R - Interest Income	
0200R - Interest Income	3,000
6080R - Interest Payments On Loans	55,000
30R - Interest Income	58,000
80R - Other Revenue	
6074R - Principal Payment	170,000
80R - Other Revenue	170,000
084 - Special Allocation Project Acc Total	4,403,000

087 - Tif 2 Fiat Allis Tax Allocation Fund		
10R - Taxes		
	0010R - Property Tax	1,725,000
10R - Taxes		1,725,000
30R - Interest Income		
	0200R - Interest Income	5,000
30R - Interest Income		5,000
087 - Tif 2 Fiat Allis Tax Allocatio Total		1,730,000
094 - Capital Equipment Fund		
92R - Transfer In		
	0305R - Transfer In.	991,049
92R - Transfer In		991,049
094 - Capital Equipment Fund Total		991,049
095 - Capital Improvements Fund		
10R - Taxes		
	0022R - Home Rule Sales Tax	4,208,730
	0024R - Hotel Tax- Corporate	1,111,422
10R - Taxes		5,320,152
92R - Transfer In		
	0305R - Transfer In	1,720,570
92R - Transfer In		1,720,570
095 - Capital Improvements Fund Total		7,040,722
Grand Total		188,728,823



CITY OF SPRINGFIELD APPROPRIATION FY2012

by Fund, Agency, Organization and Major Object
(Object Class)

1
Exhibit #2
As Amended

FY2012
Budget

<u>Fund</u>	<u>Agency</u>	<u>Organization</u>	<u>Major Object</u>	
001	<u>CORPORATE FUND</u>			
<u>Agency</u>	101	MAYOR		
<u>Organization</u>	BBAN	MUNICIPAL BAND		
	1200	CONTRACTUAL SERVICES		\$30,550
	1400	COMMODITIES		\$700
		BBAN	MUNICIPAL BAND	Totals: \$31,250
<u>Organization</u>	BCIV	CIVIL SERVICE COMMISSION		
	1200	CONTRACTUAL SERVICES		\$30,000
		BCIV	CIVIL SERVICE COMMISSION	Totals: \$30,000
<u>Organization</u>	BDIS	DISABILITIES COMMISSION		
	1200	CONTRACTUAL SERVICES		\$300
		BDIS	DISABILITIES COMMISSION	Totals: \$300
<u>Organization</u>	BPLA	PLANNING & ZONING		
	1200	CONTRACTUAL SERVICES		\$30,000
		BPLA	PLANNING & ZONING	Totals: \$30,000
<u>Organization</u>	BSEN	SENIOR CITIZENS		
	1200	CONTRACTUAL SERVICES		\$77,325
	1400	COMMODITIES		\$375
		BSEN	SENIOR CITIZENS	Totals: \$77,700
<u>Organization</u>	COUN	CORPORATION COUNSEL		
	1100	PERSONAL SERVICES & FRINGE BENEFITS		\$1,289,214
	1200	CONTRACTUAL SERVICES		\$124,680
	1400	COMMODITIES		\$11,050
	1500	EQUIPMENT		\$850
	1600	ELECTRONIC DATA PROCESSING		\$3,000
	1700	TELECOMMUNICATIONS		\$5,000
	1800	OPERATION OF AUTOMOTIVE EQUIP		\$100
	2600	TRAVEL		\$3,060
		COUN	CORPORATION COUNSEL	Totals: \$1,436,954
<u>Organization</u>	HSEC	HOMELAND SECURITY		
	1100	PERSONAL SERVICES & FRINGE BENEFITS		\$186,220

**CITY OF SPRINGFIELD APPROPRIATION
FY2012**

by Fund, Agency, Organization and Major Object
(Object Class)

**FY2012
Budget**



<u>Fund</u>	<u>Agency</u>	<u>Organization</u>	<u>Major Object</u>	
			CONTRACTUAL SERVICES	\$2,873,598
			COMMODITIES	\$2,150
			EQUIPMENT	\$11,500
			ELECTRONIC DATA PROCESSING	\$12,000
			TELECOMMUNICATIONS	\$518,000
			TRAVEL	\$250
		HSEC	HOMELAND SECURITY	Totals: \$3,603,718
	<u>Organization</u>	MAYR	MAYOR	
		1100	PERSONAL SERVICES & FRINGE BENEFITS	\$1,053,740
		1200	CONTRACTUAL SERVICES	\$173,905
		1400	COMMODITIES	\$20,320
		1500	EQUIPMENT	\$11,750
		1600	ELECTRONIC DATA PROCESSING	\$22,150
		1700	TELECOMMUNICATIONS	\$5,290
		2100	AWARDS AND GRANTS	\$3,000
		2600	TRAVEL	\$3,955
		MAYR	MAYOR	Totals: \$1,294,110
	<u>Organization</u>	VETS	VETERANS COMMISSION	
		1200	CONTRACTUAL SERVICES	\$1,000
		VETS	VETERANS COMMISSION	Totals: \$1,000
	<u>Agency</u>	101	MAYOR	Totals: \$6,505,032
	<u>Agency</u>	102	CITY COUNCIL	
	<u>Organization</u>	CITY	CITY COUNCIL	
		1100	PERSONAL SERVICES & FRINGE BENEFITS	\$502,395
		1200	CONTRACTUAL SERVICES	\$2,100
		1400	COMMODITIES	\$800
		1500	EQUIPMENT	\$50
		1600	ELECTRONIC DATA PROCESSING	\$100
		1700	TELECOMMUNICATIONS	\$2,000
		CITY	CITY COUNCIL	Totals: \$507,445

CITY OF SPRINGFIELD APPROPRIATION
FY2012

by Fund, Agency, Organization and Major Object
(Object Class)

FY2012
Budget



<u>Fund</u>	<u>Agency</u>	<u>Organization</u>	<u>Major Object</u>		
	<u>Agency</u>	102	CITY COUNCIL	Totals:	\$507,445
	<u>Agency</u>	103	CITY CLERK		
	<u>Organization</u>	CLRK	CITY CLERK		
		1100	PERSONAL SERVICES & FRINGE BENEFITS		\$404,144
		1200	CONTRACTUAL SERVICES		\$50,685
		1400	COMMODITIES		\$10,090
		1500	EQUIPMENT		\$950
		1600	ELECTRONIC DATA PROCESSING		\$6,850
		1700	TELECOMMUNICATIONS		\$3,745
		CLRK	CITY CLERK	Totals:	\$476,464
	<u>Agency</u>	103	CITY CLERK	Totals:	\$476,464
	<u>Agency</u>	104	TREASURER		
	<u>Organization</u>	TRES	TREASURER		
		1100	PERSONAL SERVICES & FRINGE BENEFITS		\$1,010,588
		1200	CONTRACTUAL SERVICES		\$63,945
		1400	COMMODITIES		\$9,100
		1500	EQUIPMENT		\$1,000
		1600	ELECTRONIC DATA PROCESSING		\$14,000
		1700	TELECOMMUNICATIONS		\$3,270
		2400	DEBT SERVICE		\$20,000
		2500	REFUNDS		\$30,000
		2600	TRAVEL		\$2,700
		TRES	TREASURER	Totals:	\$1,154,603
	<u>Agency</u>	104	TREASURER	Totals:	\$1,154,603
	<u>Agency</u>	106	HUMAN RESOURCES		
	<u>Organization</u>	HUMN	HUMAN RESOURCES		
		1100	PERSONAL SERVICES & FRINGE BENEFITS		\$909,605
		1200	CONTRACTUAL SERVICES		\$304,367

**CITY OF SPRINGFIELD APPROPRIATION
FY2012**

by Fund, Agency, Organization and Major Object
(Object Class)

**FY2012
Budget**



<u>Fund</u>	<u>Agency</u>	<u>Organization</u>	<u>Major Object</u>	
	1400		COMMODITIES	\$12,190
	1500		EQUIPMENT	\$1,340
	1600		ELECTRONIC DATA PROCESSING	\$60,807
	1700		TELECOMMUNICATIONS	\$4,020
	2600		TRAVEL	\$1,390
		HUMN	HUMAN RESOURCES	Totals: \$1,293,719
	<u>Agency</u>	106	HUMAN RESOURCES	Totals: \$1,293,719
<u>Agency</u>	107		BUDGET AND MANAGEMENT	
<u>Organization</u>	BMGT		BUDGET & MANAGEMENT	
	1100		PERSONAL SERVICES & FRINGE BENEFITS	\$1,852,875
	1200		CONTRACTUAL SERVICES	\$43,400
	1400		COMMODITIES	\$11,550
	1500		EQUIPMENT	\$1,800
	1600		ELECTRONIC DATA PROCESSING	\$158,700
	1700		TELECOMMUNICATIONS	\$6,900
	1900		INTERFUND TRANSFERS	\$4,365,862
	2600		TRAVEL	\$1,385
		BMGT	BUDGET & MANAGEMENT	Totals: \$6,442,472
<u>Organization</u>	GENC		GENERAL CITY	
	1200		CONTRACTUAL SERVICES	\$1,821,100
	1400		COMMODITIES	\$2,850
	1600		ELECTRONIC DATA PROCESSING	\$200,000
	1900		INTERFUND TRANSFERS	\$4,475,453
	2100		AWARDS AND GRANTS	\$25,000
		GENC	GENERAL CITY	Totals: \$6,524,403
	<u>Agency</u>	107	BUDGET AND MANAGEMENT	Totals: \$12,966,875
<u>Agency</u>	108		FIRE	
<u>Organization</u>	FIRE		FIRE	
	1100		PERSONAL SERVICES & FRINGE BENEFITS	\$29,567,025

CITY OF SPRINGFIELD APPROPRIATION
FY2012by Fund, Agency, Organization and Major Object
(Object Class)FY2012
Budget

<u>Fund</u>	<u>Agency</u>	<u>Organization</u>	<u>Major Object</u>		
			1200	CONTRACTUAL SERVICES	\$455,910
			1400	COMMODITIES	\$201,390
			1500	EQUIPMENT	\$62,232
			1600	ELECTRONIC DATA PROCESSING	\$54,000
			1700	TELECOMMUNICATIONS	\$65,000
			1800	OPERATION OF AUTOMOTIVE EQUIP	\$425,350
			2400	DEBT SERVICE	\$307,800
			2600	TRAVEL	\$35,000
				FIRE FIRE	Totals: \$31,173,707
	<u>Agency</u>		108	FIRE	Totals: \$31,173,707
<u>Agency</u>	110			PUBLIC WORKS	
<u>Organization</u>	ENGR			ENGINEERING	
			1100	PERSONAL SERVICES & FRINGE BENEFITS	\$1,041,786
			1200	CONTRACTUAL SERVICES	\$26,427
			1400	COMMODITIES	\$10,150
			1500	EQUIPMENT	\$1,900
			1600	ELECTRONIC DATA PROCESSING	\$19,000
			1700	TELECOMMUNICATIONS	\$8,400
			1800	OPERATION OF AUTOMOTIVE EQUIP	\$20,800
			2600	TRAVEL	\$700
				ENGR ENGINEERING	Totals: \$1,129,163
<u>Organization</u>	GARA			GARAGE	
			1100	PERSONAL SERVICES & FRINGE BENEFITS	\$8,415,015
			1200	CONTRACTUAL SERVICES	\$640,500
			1400	COMMODITIES	\$207,600
			1500	EQUIPMENT	\$62,000
			1600	ELECTRONIC DATA PROCESSING	\$7,200
			1700	TELECOMMUNICATIONS	\$26,300
			1800	OPERATION OF AUTOMOTIVE EQUIP	\$805,000
			2400	DEBT SERVICE	\$55,200

**CITY OF SPRINGFIELD APPROPRIATION
FY2012**

by Fund, Agency, Organization and Major Object
(Object Class)

**FY2012
Budget**



<u>Fund</u>	<u>Agency</u>	<u>Organization</u>	<u>Major Object</u>		
	2600		TRAVEL		\$1,500
		GARA	GARAGE	Totals:	\$10,220,315
<u>Organization</u>	STRS		STREETS		
	1100		PERSONAL SERVICES & FRINGE BENEFITS		\$575,770
	1200		CONTRACTUAL SERVICES		\$211,302
	1400		COMMODITIES		\$329,250
	1500		EQUIPMENT		\$375
	1600		ELECTRONIC DATA PROCESSING		\$3,200
	1700		TELECOMMUNICATIONS		\$6,300
	1800		OPERATION OF AUTOMOTIVE EQUIP		\$250
	2300		PERMANENT IMPROVEMENTS		\$220,400
	2600		TRAVEL		\$850
		STRS	STREETS	Totals:	\$1,347,697
<u>Organization</u>	TRAF		TRAFFIC ENGINEERING		
	1100		PERSONAL SERVICES & FRINGE BENEFITS		\$658,661
	1200		CONTRACTUAL SERVICES		\$24,600
	1400		COMMODITIES		\$12,550
	1500		EQUIPMENT		\$9,600
	1600		ELECTRONIC DATA PROCESSING		\$22,800
	1700		TELECOMMUNICATIONS		\$1,900
	1800		OPERATION OF AUTOMOTIVE EQUIP		\$34,300
	2600		TRAVEL		\$300
		TRAF	TRAFFIC ENGINEERING	Totals:	\$764,711
<u>Organization</u>	WAST		SOLID WASTE		
	1100		PERSONAL SERVICES & FRINGE BENEFITS		\$78,520
	1200		CONTRACTUAL SERVICES		\$8,550
	1400		COMMODITIES		\$1,900
	1600		ELECTRONIC DATA PROCESSING		\$1,000
	1700		TELECOMMUNICATIONS		\$900
	2600		TRAVEL		\$670
		WAST	SOLID WASTE	Totals:	\$91,540

CITY OF SPRINGFIELD APPROPRIATION
FY2012by Fund, Agency, Organization and Major Object
(Object Class)FY2012
Budget

<u>Fund</u>	<u>Agency</u>	<u>Organization</u>	<u>Major Object</u>	
<u>Organization</u>	ZONE	BUILDING & ZONING		
	1100	PERSONAL SERVICES & FRINGE BENEFITS		\$1,931,641
	1200	CONTRACTUAL SERVICES		\$222,200
	1400	COMMODITIES		\$12,400
	1500	EQUIPMENT		\$2,000
	1600	ELECTRONIC DATA PROCESSING		\$18,800
	1700	TELECOMMUNICATIONS		\$8,900
	1800	OPERATION OF AUTOMOTIVE EQUIP		\$51,500
	2600	TRAVEL		\$300
		ZONE	BUILDING & ZONING	Totals:
				\$2,247,741
	<u>Agency</u>	110	PUBLIC WORKS	Totals:
				\$15,801,167
<u>Agency</u>	111	ECONOMIC DEVELOPMENT		
<u>Organization</u>	DEVL	ECONOMIC DEVELOPMENT		
	1100	PERSONAL SERVICES & FRINGE BENEFITS		\$181,619
	1200	CONTRACTUAL SERVICES		\$173,200
	1400	COMMODITIES		\$6,050
	1500	EQUIPMENT		\$500
	1600	ELECTRONIC DATA PROCESSING		\$2,400
	1700	TELECOMMUNICATIONS		\$2,000
	2100	AWARDS AND GRANTS		\$446,000
	2600	TRAVEL		\$3,800
		DEVL	ECONOMIC DEVELOPMENT	Totals:
				\$815,569
	<u>Agency</u>	111	ECONOMIC DEVELOPMENT	Totals:
				\$815,569
<u>Agency</u>	112	POLICE		
<u>Organization</u>	POLC	POLICE		
	1100	PERSONAL SERVICES & FRINGE BENEFITS		\$34,819,302
	1200	CONTRACTUAL SERVICES		\$397,217
	1400	COMMODITIES		\$279,333
	1500	EQUIPMENT		\$66,000

**CITY OF SPRINGFIELD APPROPRIATION
FY2012**

by Fund, Agency, Organization and Major Object
(Object Class)

**FY2012
Budget**



<u>Fund</u>	<u>Agency</u>	<u>Organization</u>	<u>Major Object</u>	
	1600		ELECTRONIC DATA PROCESSING	\$354,951
	1700		TELECOMMUNICATIONS	\$72,000
	1800		OPERATION OF AUTOMOTIVE EQUIP	\$860,542
	2100		AWARDS AND GRANTS	
	2300		PERMANENT IMPROVEMENTS	\$39,058
	2400		DEBT SERVICE	\$166,774
	2600		TRAVEL	\$21,700
		POLC	POLICE	Totals: \$37,076,877
	<u>Agency</u>	112	POLICE	Totals: \$37,076,877
	Fund	001	CORPORATE FUND	Totals: \$107,771,458
002	<u>SPECIAL ASSESSMENTS FUND</u>			
<u>Agency</u>	107		BUDGET AND MANAGEMENT	
<u>Organization</u>	BMGT		BUDGET & MANAGEMENT	
	2400		DEBT SERVICE	\$118,400
		BMGT	BUDGET & MANAGEMENT	Totals: \$118,400
	<u>Agency</u>	107	BUDGET AND MANAGEMENT	Totals: \$118,400
<u>Agency</u>	110		PUBLIC WORKS	
<u>Organization</u>	STRS		STREETS	
	2300		PERMANENT IMPROVEMENTS	\$48,800
		STRS	STREETS	Totals: \$48,800
	<u>Agency</u>	110	PUBLIC WORKS	Totals: \$48,800
	Fund	002	SPECIAL ASSESSMENTS FUND	Totals: \$167,200
003	<u>LINCOLN LIBRARY FUND</u>			
<u>Agency</u>	116		LINCOLN LIBRARY	
<u>Organization</u>	LIBR		LINCOLN LIBRARY	
	1100		PERSONAL SERVICES & FRINGE BENEFITS	\$2,816,826
	1200		CONTRACTUAL SERVICES	\$752,800
	1400		COMMODITIES	\$51,300

**CITY OF SPRINGFIELD APPROPRIATION
FY2012**

by Fund, Agency, Organization and Major Object
(Object Class)

**FY2012
Budget**



<u>Fund</u>	<u>Agency</u>	<u>Organization</u>	<u>Major Object</u>	
	1500		EQUIPMENT	\$410,000
	1600		ELECTRONIC DATA PROCESSING	\$46,900
	1700		TELECOMMUNICATIONS	\$14,000
	1800		OPERATION OF AUTOMOTIVE EQUIP	\$3,700
	1900		INTERFUND TRANSFERS	\$155,204
	2300		PERMANENT IMPROVEMENTS	\$5,000
	2600		TRAVEL	\$1,400
		LIBR	LINCOLN LIBRARY	Totals: \$4,257,130
	<u>Agency</u>	116	LINCOLN LIBRARY	Totals: \$4,257,130
	Fund	003	LINCOLN LIBRARY FUND	Totals: \$4,257,130
004	<u>OAK RIDGE CEMETERY FUND</u>			
<u>Agency</u>	110		PUBLIC WORKS	
<u>Organization</u>	CEMT		OAK RIDGE CEMETERY	
	1100		PERSONAL SERVICES & FRINGE BENEFITS	\$1,108,904
	1200		CONTRACTUAL SERVICES	\$91,400
	1400		COMMODITIES	\$125,900
	1500		EQUIPMENT	\$70,000
	1600		ELECTRONIC DATA PROCESSING	\$6,000
	1700		TELECOMMUNICATIONS	\$4,200
	1800		OPERATION OF AUTOMOTIVE EQUIP	\$36,000
	1900		INTERFUND TRANSFERS	\$40,681
	2300		PERMANENT IMPROVEMENTS	\$134,800
	2400		DEBT SERVICE	\$4,000
	2600		TRAVEL	\$3,000
		CEMT	OAK RIDGE CEMETERY	Totals: \$1,624,885
	<u>Agency</u>	110	PUBLIC WORKS	Totals: \$1,624,885
	Fund	004	OAK RIDGE CEMETERY FUND	Totals: \$1,624,885
007	<u>MADISON PARK PL PROJECT FUND</u>			

**CITY OF SPRINGFIELD APPROPRIATION
FY2012**

by Fund, Agency, Organization and Major Object
(Object Class)

**FY2012
Budget**



<u>Fund</u>	<u>Agency</u>	<u>Organization</u>	<u>Major Object</u>	
	<u>Agency</u>	111	ECONOMIC DEVELOPMENT	
	<u>Organization</u>	DEVL	ECONOMIC DEVELOPMENT	
		2100	AWARDS AND GRANTS	\$427,951
		DEVL	ECONOMIC DEVELOPMENT	Totals: \$427,951
	<u>Agency</u>	111	ECONOMIC DEVELOPMENT	Totals: \$427,951
	Fund	007	MADISON PARK PL PROJECT FUND	Totals: \$427,951
015	<u>SEWER FUND</u>			
	<u>Agency</u>	110	PUBLIC WORKS	
	<u>Organization</u>	SEWR	SEWER	
		1100	PERSONAL SERVICES & FRINGE BENEFITS	\$2,794,854
		1200	CONTRACTUAL SERVICES	\$1,202,250
		1400	COMMODITIES	\$258,800
		1500	EQUIPMENT	\$465,000
		1600	ELECTRONIC DATA PROCESSING	\$27,700
		1700	TELECOMMUNICATIONS	\$15,900
		1800	OPERATION OF AUTOMOTIVE EQUIP	\$173,000
		1900	INTERFUND TRANSFERS	\$83,521
		2300	PERMANENT IMPROVEMENTS	\$2,195,000
		2400	DEBT SERVICE	\$1,422,600
		2600	TRAVEL	\$8,000
		SEWR	SEWER	Totals: \$8,646,625
	<u>Agency</u>	110	PUBLIC WORKS	Totals: \$8,646,625
	Fund	015	SEWER FUND	Totals: \$8,646,625
016	<u>WORKING CAPITAL FUND</u>			
	<u>Agency</u>	110	PUBLIC WORKS	
	<u>Organization</u>	FACM	FACILITY MAINTENANCE	
		1100	PERSONAL SERVICES & FRINGE BENEFITS	\$575,996
		1200	CONTRACTUAL SERVICES	\$259,600

**CITY OF SPRINGFIELD APPROPRIATION
 FY2012**

by Fund, Agency, Organization and Major Object
 (Object Class)

**FY2012
 Budget**



<u>Fund</u>	<u>Agency</u>	<u>Organization</u>	<u>Major Object</u>	
	1400		COMMODITIES	\$35,000
	1500		EQUIPMENT	\$3,200
	1600		ELECTRONIC DATA PROCESSING	\$1,400
	1700		TELECOMMUNICATIONS	\$11,000
	1800		OPERATION OF AUTOMOTIVE EQUIP	\$300
	1900		INTERFUND TRANSFERS	\$16,137
		FACM	FACILITY MAINTENANCE	Totals: \$902,633
	<u>Agency</u>	110	PUBLIC WORKS	Totals: \$902,633
	Fund	016	WORKING CAPITAL FUND	Totals: \$902,633
021	<u>CONVENTION & VISITORS FUND</u>			
<u>Agency</u>	114		CONVENTION & VISITORS	
<u>Organization</u>	VIST		CONVENTION & VISITORS	
	1100		PERSONAL SERVICES & FRINGE BENEFITS	\$1,458,105
	1200		CONTRACTUAL SERVICES	\$528,595
	1400		COMMODITIES	\$121,755
	1600		ELECTRONIC DATA PROCESSING	\$7,400
	1700		TELECOMMUNICATIONS	\$8,818
	1800		OPERATION OF AUTOMOTIVE EQUIP	\$1,400
	1900		INTERFUND TRANSFERS	\$54,831
	2600		TRAVEL	\$31,513
		VIST	CONVENTION & VISITORS	Totals: \$2,212,417
	<u>Agency</u>	114	CONVENTION & VISITORS	Totals: \$2,212,417
	Fund	021	CONVENTION & VISITORS FUND	Totals: \$2,212,417
028	<u>TIF ENOS PARK PROJECT FUND</u>			
<u>Agency</u>	111		ECONOMIC DEVELOPMENT	
<u>Organization</u>	DEVL		ECONOMIC DEVELOPMENT	
	2100		AWARDS AND GRANTS	\$424,681
		DEVL	ECONOMIC DEVELOPMENT	Totals: \$424,681

**CITY OF SPRINGFIELD APPROPRIATION
FY2012**

by Fund, Agency, Organization and Major Object
(Object Class)

**FY2012
Budget**



<u>Fund</u>	<u>Agency</u>	<u>Organization</u>	<u>Major Object</u>		
	<u>Agency</u>	111	ECONOMIC DEVELOPMENT	Totals:	\$424,681
	Fund	028	TIF ENOS PARK PROJECT FUND	Totals:	\$424,681
030	<u>1996A DEBT SERVICE FUND</u>				
<u>Agency</u>	107	BUDGET AND MANAGEMENT			
<u>Organization</u>	BMGT	BUDGET & MANAGEMENT			
	2400	DEBT SERVICE			\$2,795,001
		BMGT	BUDGET & MANAGEMENT	Totals:	\$2,795,001
	<u>Agency</u>	107	BUDGET AND MANAGEMENT	Totals:	\$2,795,001
	Fund	030	1996A DEBT SERVICE FUND	Totals:	\$2,795,001
032	<u>1996C DEBT SERVICE FUND</u>				
<u>Agency</u>	107	BUDGET AND MANAGEMENT			
<u>Organization</u>	BMGT	BUDGET & MANAGEMENT			
	2400	DEBT SERVICE			\$1,376,436
		BMGT	BUDGET & MANAGEMENT	Totals:	\$1,376,436
	<u>Agency</u>	107	BUDGET AND MANAGEMENT	Totals:	\$1,376,436
	Fund	032	1996C DEBT SERVICE FUND	Totals:	\$1,376,436
033	<u>1996 CAPITAL IMPROVEMENT FUND</u>				
<u>Agency</u>	110	PUBLIC WORKS			
<u>Organization</u>	STRS	STREETS			
	2300	PERMANENT IMPROVEMENTS			\$1,267,528
		STRS	STREETS	Totals:	\$1,267,528
	<u>Agency</u>	110	PUBLIC WORKS	Totals:	\$1,267,528
	Fund	033	1996 CAPITAL IMPROVEMENT FUND	Totals:	\$1,267,528
035	<u>DEBT MANAGEMENT FUND</u>				
<u>Agency</u>	107	BUDGET AND MANAGEMENT			
<u>Organization</u>	BMGT	BUDGET & MANAGEMENT			

**CITY OF SPRINGFIELD APPROPRIATION
FY2012**

by Fund, Agency, Organization and Major Object
(Object Class)

**FY2012
Budget**



<u>Fund</u>	<u>Agency</u>	<u>Organization</u>	<u>Major Object</u>		
	2400		DEBT SERVICE		\$3,541,845
		BMGT	BUDGET & MANAGEMENT	Totals:	\$3,541,845
	<u>Agency</u>	107	BUDGET AND MANAGEMENT	Totals:	\$3,541,845
	Fund	035	DEBT MANAGEMENT FUND	Totals:	\$3,541,845
036	<u>MOTOR VEHICLE PARKING FUND</u>				
<u>Agency</u>	110		PUBLIC WORKS		
<u>Organization</u>	PARK		MOTOR VEHICLE PARKING		
	1100		PERSONAL SERVICES & FRINGE BENEFITS		\$743,001
	1200		CONTRACTUAL SERVICES		\$96,475
	1400		COMMODITIES		\$15,950
	1500		EQUIPMENT		\$10,400
	1600		ELECTRONIC DATA PROCESSING		\$22,700
	1700		TELECOMMUNICATIONS		\$3,425
	1800		OPERATION OF AUTOMOTIVE EQUIP		\$4,350
	1900		INTERFUND TRANSFERS		\$39,603
	2600		TRAVEL		\$1,500
		PARK	MOTOR VEHICLE PARKING	Totals:	\$937,404
	<u>Agency</u>	110	PUBLIC WORKS	Totals:	\$937,404
	Fund	036	MOTOR VEHICLE PARKING FUND	Totals:	\$937,404
041	<u>MOTOR FUEL TAX FUND</u>				
<u>Agency</u>	110		PUBLIC WORKS		
<u>Organization</u>	GAST		GAS TAX		
	1200		CONTRACTUAL SERVICES		\$2,400,000
	1400		COMMODITIES		\$2,854,000
	2300		PERMANENT IMPROVEMENTS		\$9,764,800
		GAST	GAS TAX	Totals:	\$15,018,800
	<u>Agency</u>	110	PUBLIC WORKS	Totals:	\$15,018,800
	Fund	041	MOTOR FUEL TAX FUND	Totals:	\$15,018,800



CITY OF SPRINGFIELD APPROPRIATION FY2012

by Fund, Agency, Organization and Major Object
(Object Class)

14
Exhibit #2
As Amended

FY2012
Budget

<u>Fund</u>	<u>Agency</u>	<u>Organization</u>	<u>Major Object</u>			
044	<u>2002A GO DEBT SERVICE FUND</u>					
<u>Agency</u>	107	BUDGET AND MANAGEMENT				
<u>Organization</u>	BMGT	BUDGET & MANAGEMENT				
	2400	DEBT SERVICE			\$515,295	
		BMGT	BUDGET & MANAGEMENT	Totals:	\$515,295	
	<u>Agency</u>	107	BUDGET AND MANAGEMENT	Totals:	\$515,295	
	Fund	044	2002A GO DEBT SERVICE FUND	Totals:	\$515,295	
048	<u>TIF NORTHEAST PROJECT FUND</u>					
<u>Agency</u>	107	BUDGET AND MANAGEMENT				
<u>Organization</u>	BMGT	BUDGET & MANAGEMENT				
	2400	DEBT SERVICE			\$362,500	
		BMGT	BUDGET & MANAGEMENT	Totals:	\$362,500	
	<u>Agency</u>	107	BUDGET AND MANAGEMENT	Totals:	\$362,500	
	Fund	048	TIF NORTHEAST PROJECT FUND	Totals:	\$362,500	
049	<u>RECYCLING FUND</u>					
<u>Agency</u>	110	PUBLIC WORKS				
<u>Organization</u>	WAST	SOLID WASTE				
	1200	CONTRACTUAL SERVICES			\$162,900	
	1400	COMMODITIES			\$12,700	
		WAST	SOLID WASTE	Totals:	\$175,600	
	<u>Agency</u>	110	PUBLIC WORKS	Totals:	\$175,600	
	Fund	049	RECYCLING FUND	Totals:	\$175,600	
050	<u>COMMUNITY DEV BLOCK GRANT FUND</u>					
<u>Agency</u>	111	ECONOMIC DEVELOPMENT				
<u>Organization</u>	DEVL	ECONOMIC DEVELOPMENT				
	1100	PERSONAL SERVICES & FRINGE BENEFITS			\$421,364	
	1200	CONTRACTUAL SERVICES			\$66,750	

**CITY OF SPRINGFIELD APPROPRIATION
FY2012**

by Fund, Agency, Organization and Major Object
(Object Class)

**FY2012
Budget**



<u>Fund</u>	<u>Agency</u>	<u>Organization</u>	<u>Major Object</u>	
		1400	COMMODITIES	\$1,200
		1500	EQUIPMENT	\$500
		1600	ELECTRONIC DATA PROCESSING	\$2,250
		1700	TELECOMMUNICATIONS	\$800
		1900	INTERFUND TRANSFERS	\$11,296
		2100	AWARDS AND GRANTS	\$2,168,242
		2300	PERMANENT IMPROVEMENTS	\$3,000
		2600	TRAVEL	\$8,000
		DEVL	ECONOMIC DEVELOPMENT	Totals: \$2,683,402
	<u>Agency</u>	111	ECONOMIC DEVELOPMENT	Totals: \$2,683,402
	Fund	050	COMMUNITY DEV BLOCK GRANT	Totals: \$2,683,402
051	<u>CDBG HOME PROGRAM FUND</u>			
<u>Agency</u>	111		ECONOMIC DEVELOPMENT	
<u>Organization</u>	DEVL		ECONOMIC DEVELOPMENT	
		1900	INTERFUND TRANSFERS	\$180,000
		2100	AWARDS AND GRANTS	\$1,105,909
		DEVL	ECONOMIC DEVELOPMENT	Totals: \$1,285,909
	<u>Agency</u>	111	ECONOMIC DEVELOPMENT	Totals: \$1,285,909
	Fund	051	CDBG HOME PROGRAM FUND	Totals: \$1,285,909
054	<u>ILL HOUSING DEVELOPMENT GRANT</u>			
<u>Agency</u>	111		ECONOMIC DEVELOPMENT	
<u>Organization</u>	DEVL		ECONOMIC DEVELOPMENT	
		2100	AWARDS AND GRANTS	\$250,000
		DEVL	ECONOMIC DEVELOPMENT	Totals: \$250,000
	<u>Agency</u>	111	ECONOMIC DEVELOPMENT	Totals: \$250,000
	Fund	054	ILL HOUSING DEVELOPMENT GRANT	Totals: \$250,000
062	<u>SOUTH GRAND POINTE TIF PROJECT</u>			

**CITY OF SPRINGFIELD APPROPRIATION
FY2012**

by Fund, Agency, Organization and Major Object
(Object Class)

**FY2012
Budget**



<u>Fund</u>	<u>Agency</u>	<u>Organization</u>	<u>Major Object</u>	
	<u>Agency</u>	111	ECONOMIC DEVELOPMENT	
	<u>Organization</u>	DEVL	ECONOMIC DEVELOPMENT	
		1900	INTERFUND TRANSFERS	\$515,295
		2500	REFUNDS	\$120,000
		DEVL	ECONOMIC DEVELOPMENT	Totals: \$635,295
	<u>Agency</u>	111	ECONOMIC DEVELOPMENT	Totals: \$635,295
	Fund	062	SOUTH GRAND POINTE TIF PROJECT	Totals: \$635,295
069	<u>POLICE LABORATORY FUND</u>			
	<u>Agency</u>	112	POLICE	
	<u>Organization</u>	POLC	POLICE	
		1100	PERSONAL SERVICES & FRINGE BENEFITS	\$16,000
		1200	CONTRACTUAL SERVICES	\$2,000
		1400	COMMODITIES	\$1,800
		1500	EQUIPMENT	\$500
		1600	ELECTRONIC DATA PROCESSING	\$750
		POLC	POLICE	Totals: \$21,050
	<u>Agency</u>	112	POLICE	Totals: \$21,050
	Fund	069	POLICE LABORATORY FUND	Totals: \$21,050
070	<u>STATE DRUG PROFIT FORFEITURE</u>			
	<u>Agency</u>	112	POLICE	
	<u>Organization</u>	POLC	POLICE	
		1200	CONTRACTUAL SERVICES	\$15,875
		1400	COMMODITIES	\$75,900
		1500	EQUIPMENT	\$30,903
		1600	ELECTRONIC DATA PROCESSING	\$5,000
		1800	OPERATION OF AUTOMOTIVE EQUIP	\$7,300
		2600	TRAVEL	\$5,952
		POLC	POLICE	Totals: \$140,930

**CITY OF SPRINGFIELD APPROPRIATION
FY2012**

by Fund, Agency, Organization and Major Object
(Object Class)

**FY2012
Budget**



<u>Fund</u>	<u>Agency</u>	<u>Organization</u>	<u>Major Object</u>		
	<u>Agency</u>	112	POLICE	Totals:	\$140,930
	Fund	070	STATE DRUG PROFIT FORFEITURE	Totals:	\$140,930
071	<u>POLICE EVIDENCE FUND</u>				
<u>Agency</u>	112	POLICE			
<u>Organization</u>	POLC	POLICE			
	2500	REFUNDS			\$100,000
		POLC	POLICE	Totals:	\$100,000
	<u>Agency</u>	112	POLICE	Totals:	\$100,000
	Fund	071	POLICE EVIDENCE FUND	Totals:	\$100,000
072	<u>DCCA GRANT AWARD</u>				
<u>Agency</u>	114	CONVENTION & VISITORS			
<u>Organization</u>	VIST	CONVENTION & VISITORS			
	1100	PERSONAL SERVICES & FRINGE BENEFITS			\$54,000
	1200	CONTRACTUAL SERVICES			\$270,115
	1400	COMMODITIES			\$2,500
	1900	INTERFUND TRANSFERS			\$275,000
	2600	TRAVEL			\$7,700
		VIST	CONVENTION & VISITORS	Totals:	\$609,315
	<u>Agency</u>	114	CONVENTION & VISITORS	Totals:	\$609,315
	Fund	072	DCCA GRANT AWARD	Totals:	\$609,315
073	<u>FEDERAL DRUG PROFIT FORFEITURE</u>				
<u>Agency</u>	112	POLICE			
<u>Organization</u>	POLC	POLICE			
	1200	CONTRACTUAL SERVICES			\$15,800
	1400	COMMODITIES			\$8,050
	1500	EQUIPMENT			\$16,036
	1600	ELECTRONIC DATA PROCESSING			\$3,795

**CITY OF SPRINGFIELD APPROPRIATION
 FY2012**

by Fund, Agency, Organization and Major Object
 (Object Class)

**FY2012
 Budget**



<u>Fund</u>	<u>Agency</u>	<u>Organization</u>	<u>Major Object</u>	
	1800		OPERATION OF AUTOMOTIVE EQUIP	\$1,800
	2600		TRAVEL	\$6,000
		POLC	POLICE	Totals: \$51,481
	<u>Agency</u>	112	POLICE	Totals: \$51,481
	Fund	073	FEDERAL DRUG PROFIT FORFEITURE	Totals: \$51,481
074	<u>COS SELF INSURANCE FUND</u>			
<u>Agency</u>	107		BUDGET AND MANAGEMENT	
<u>Organization</u>	BMGT		BUDGET & MANAGEMENT	
	1100		PERSONAL SERVICES & FRINGE BENEFITS	\$1,693,200
	1200		CONTRACTUAL SERVICES	\$23,461,300
	1400		COMMODITIES	\$4,100
	1500		EQUIPMENT	\$300
	1900		INTERFUND TRANSFERS	\$2,100,000
	2200		AWRDS, BENE, & TREATMT-INJ EMP	\$4,950,000
		BMGT	BUDGET & MANAGEMENT	Totals: \$32,208,900
	<u>Agency</u>	107	BUDGET AND MANAGEMENT	Totals: \$32,208,900
	Fund	074	COS SELF INSURANCE FUND	Totals: \$32,208,900
077	<u>LOCAL LAW ENFORCE BLOCK GRANT</u>			
<u>Agency</u>	112		POLICE	
<u>Organization</u>	POLC		POLICE	
	1100		PERSONAL SERVICES & FRINGE BENEFITS	\$10,909
	2100		AWARDS AND GRANTS	\$4,453
		POLC	POLICE	Totals: \$15,362
	<u>Agency</u>	112	POLICE	Totals: \$15,362
	Fund	077	LOCAL LAW ENFORCE BLOCK GRANT	Totals: \$15,362
084	<u>SPECIAL ALLOCATION PROJECT ACC</u>			
<u>Agency</u>	111		ECONOMIC DEVELOPMENT	

**CITY OF SPRINGFIELD APPROPRIATION
FY2012**

by Fund, Agency, Organization and Major Object
(Object Class)

**FY2012
Budget**



<u>Fund</u>	<u>Agency</u>	<u>Organization</u>	<u>Major Object</u>	
<u>Organization</u>	DEVL	ECONOMIC DEVELOPMENT		
	1100	PERSONAL SERVICES & FRINGE BENEFITS		\$317,025
	1200	CONTRACTUAL SERVICES		\$41,250
	1400	COMMODITIES		\$1,250
	1500	EQUIPMENT		\$500
	1600	ELECTRONIC DATA PROCESSING		\$3,000
	1700	TELECOMMUNICATIONS		\$3,000
	1900	INTERFUND TRANSFERS		\$6,445
	2100	AWARDS AND GRANTS		\$11,451,854
	2300	PERMANENT IMPROVEMENTS		\$20,000
	2600	TRAVEL		\$4,300
		DEVL	ECONOMIC DEVELOPMENT	Totals: \$11,848,624
	<u>Agency</u>	111	ECONOMIC DEVELOPMENT	Totals: \$11,848,624
	Fund	084	SPECIAL ALLOCATION PROJECT ACC	Totals: \$11,848,624
087	<u>TIF 2 FIAT ALLIS TAX ALLOCATIO</u>			
<u>Agency</u>	111	ECONOMIC DEVELOPMENT		
<u>Organization</u>	DEVL	ECONOMIC DEVELOPMENT		
	2100	AWARDS AND GRANTS		\$5,500,000
	2400	DEBT SERVICE		\$387,375
		DEVL	ECONOMIC DEVELOPMENT	Totals: \$5,887,375
	<u>Agency</u>	111	ECONOMIC DEVELOPMENT	Totals: \$5,887,375
	Fund	087	TIF 2 FIAT ALLIS TAX ALLOCATIO	Totals: \$5,887,375
094	<u>CAPITAL EQUIPMENT FUND</u>			
<u>Agency</u>	107	BUDGET AND MANAGEMENT		
<u>Organization</u>	BMGT	BUDGET & MANAGEMENT		
	1900	INTERFUND TRANSFERS		\$500,000
		BMGT	BUDGET & MANAGEMENT	Totals: \$500,000
<u>Organization</u>	GENC	GENERAL CITY		
	1600	ELECTRONIC DATA PROCESSING		\$331,882



CITY OF SPRINGFIELD APPROPRIATION FY2012

by Fund, Agency, Organization and Major Object
(Object Class)

20
Exhibit #2
As Amended

**FY2012
Budget**

<u>Fund</u>	<u>Agency</u>	<u>Organization</u>	<u>Major Object</u>	
	2400		DEBT SERVICE	\$991,050
		GENC	GENERAL CITY	Totals: \$1,322,932
	<u>Agency</u>	107	BUDGET AND MANAGEMENT	Totals: \$1,822,932
<u>Agency</u>	110		PUBLIC WORKS	
<u>Organization</u>	GARA		GARAGE	
	1500		EQUIPMENT	\$30,000
		GARA	GARAGE	Totals: \$30,000
	<u>Agency</u>	110	PUBLIC WORKS	Totals: \$30,000
	Fund	094	CAPITAL EQUIPMENT FUND	Totals: \$1,852,932
095	<u>CAPITAL IMPROVEMENTS FUND</u>			
<u>Agency</u>	107		BUDGET AND MANAGEMENT	
<u>Organization</u>	BMGT		BUDGET & MANAGEMENT	
	1900		INTERFUND TRANSFERS	\$1,750,000
		BMGT	BUDGET & MANAGEMENT	Totals: \$1,750,000
<u>Organization</u>	GENC		GENERAL CITY	
	1200		CONTRACTUAL SERVICES	\$3,590,200
	2300		PERMANENT IMPROVEMENTS	\$98,000
		GENC	GENERAL CITY	Totals: \$3,688,200
	<u>Agency</u>	107	BUDGET AND MANAGEMENT	Totals: \$5,438,200
<u>Agency</u>	108		FIRE	
<u>Organization</u>	FIRE		FIRE	
	2300		PERMANENT IMPROVEMENTS	\$170,000
		FIRE	FIRE	Totals: \$170,000
	<u>Agency</u>	108	FIRE	Totals: \$170,000
<u>Agency</u>	116		LINCOLN LIBRARY	
<u>Organization</u>	LIBR		LINCOLN LIBRARY	
	2300		PERMANENT IMPROVEMENTS	\$100,000

**CITY OF SPRINGFIELD APPROPRIATION
 FY2012**

by Fund, Agency, Organization and Major Object
 (Object Class)

**FY2012
 Budget**



<u>Fund</u>	<u>Agency</u>	<u>Organization</u>	<u>Major Object</u>		
		LIBR	LINCOLN LIBRARY	Totals:	\$100,000
	<u>Agency</u>	116	LINCOLN LIBRARY	Totals:	\$100,000
<u>Fund</u>		095	CAPITAL IMPROVEMENTS FUND	Totals:	\$5,708,200
FY2012 Budget - (excluding Electric & Water)					\$215,724,164

76 2 111

AN ORDINANCE WAIVING THE REQUIREMENTS OF SECTION 37.06 OF THE 1988 CITY OF SPRINGFIELD CODE OF ORDINANCES, AS AMENDED, FOR FY12 REGARDING DEPOSITS FROM THE CORPORATE FUND TO THE CAPITAL EQUIPMENT FUND IN THE AMOUNT OF \$860,285.00

WHEREAS, the City of Springfield is a home rule unit as defined in Article VII, Section 6(a) of the 1970 Illinois Constitution and has jurisdiction over matters pertaining to its government and affairs; and

WHEREAS, Chapter 37, Section 37.06 of the 1988 City of Springfield Code of Ordinances, as amended, requires the City to deposit 1% of the annual corporate fund revenues received by the City into a capital equipment fund and to appropriate said funds on an annual basis to be used for the purpose of purchasing and leasing capital equipment for the City; and

WHEREAS, the City is experiencing a reduction in historical revenues for FY12; and

WHEREAS, in order to help balance the FY12 budget, it is in the best interest of the City to waive the requirements of Section 37.06 for FY12 and maintain the 1% of corporate fund revenues in the amount of \$860,285.00 in the Corporate Fund instead of transferring to the Capital Equipment Fund.

NOW, THEREFORE, BE IT ORDAINED BY THE COUNCIL OF THE CITY OF SPRINGFIELD, ILLINOIS:

Section 1: That the City Council hereby waives the requirements of Section 37.06 of the 1988 City of Springfield Code of Ordinances, as amended, for Fiscal Year 2012 in the total amount of \$860,285.00.

Section 2: That this ordinance shall become effective immediately upon its passage and recording by the City Clerk.

PASSED: Feb. 22, 2011

SIGNED: 2-23-11, 2011

RECORDED: Feb. 23, 2011

[Signature]
Mayor Frank Edwards

ATTEST: [Signature]
City Clerk Cecilia K. Tumulty

Approved as to legal sufficiency:

Requested by: Mayor Frank Edwards

JJ 2-1-11
Office of Corporation Counsel / Date

77-2-11

AN ORDINANCE AMENDING ORD. NO. 409-07-09, "AN ORDINANCE WAIVING THE REQUIREMENTS OF SECTION 100.30(F) OF THE 1988 CITY OF SPRINGFIELD CODE OF ORDINANCES, AS AMENDED, AND DIRECTING THE OFFICE OF BUDGET AND MANAGEMENT TO RECLASSIFY EXISTING REVENUES RECEIVED FROM THE HOTEL/MOTEL TAX FOR FISCAL YEAR 2010 BY BOTH REDUCING THE REVENUES BUDGETED FOR THE CAPITAL IMPROVEMENT FUND AND INCREASING THE REVENUES BUDGETED FOR THE CORPORATE FUND IN THE AMOUNT OF \$1,130,000 AS AMENDED," BY CHANGING THE PAYMENT DATE TO MARCH 1, 2012, AND REDUCING THE REPAYMENT AMOUNT TO \$880,247, AS AMENDED

WHEREAS, the City of Springfield is a home rule unit as defined in Article VII, Section 6(a) of the 1970 Illinois Constitution and has jurisdiction over matters pertaining to its government and affairs; and

WHEREAS, Chapter 100, Section 100.30(f) of the 1988 City of Springfield Code of Ordinances, as amended, requires the City to deposit one-third of the net tax revenue collected each year from the hotel/motel tax into the capital improvement fund (Fund 095); and

WHEREAS, Ord. No. 409-07-09 authorized retaining \$1,130,000 in Fund 001 in FY10 that was scheduled to be deposited into Fund 095; and

WHEREAS, Ord. No. 409-07-09 directed that the \$1,130,000 be paid to Fund 095 on or before February 28, 2011; and

WHEREAS, the City has experienced reduced revenues in FY11; and

WHEREAS, the FY12 budget includes a corporate fund subsidy of \$249,753 to the Convention and Visitors Bureau budget; and

WHEREAS, it is desirable to deduct \$249,753 from the repayment amount of \$1,130,000 for a total repayment amount of \$880,247; and

WHEREAS, it is in the best interest of the City to amend Ord. No. 409-07-09 and change the payment date from February 28, 2011, to March 1, 2012, to Fund 095 in the amount of \$880,247.

NOW, THEREFORE, BE IT ORDAINED BY THE COUNCIL OF THE CITY OF SPRINGFIELD, ILLINOIS:

Section 1: That the City Council hereby amends Ord. No. 409-07-09 to change the payment date from February 28, 2011, to March 1, 2012, to Fund 095 and reduce the repayment amount by \$249,753 for a total repayment amount of \$880,247.

Section 2: That this ordinance shall become effective immediately upon its passage and recording by the City Clerk.


PASSED: Feb. 22, 2011

SIGNED: 2-23-11, 2011

RECORDED: Feb. 23, 2011




Mayor Frank Edwards

ATTEST: 

City Clerk Cecilia K. Tumulty

Approved as to legal sufficiency:

Requested by: Mayor Frank Edwards

 2-23-11
Office of Corporation Counsel / Date

77 - 2 - 11 -

AN ORDINANCE AUTHORIZING THE TRANSFER OF \$500,000.00 CAPITAL EQUIPMENT FUND 094 INTO CORPORATE FUND 001

WHEREAS, the City of Springfield is a home rule unit as defined in Article VII, Section 6(a) of the 1970 Illinois Constitution and has jurisdiction over matters pertaining to its government and affairs; and

WHEREAS, the City is experiencing a reduction in historical revenues for Fiscal Year 2012; and

WHEREAS, it is in the best interest of the City to transfer \$500,000.00 from the Capital Equipment Fund 094 into Corporate Fund 001 to help balance the FY12 budget.

NOW, THEREFORE, BE IT ORDAINED BY THE COUNCIL OF THE CITY OF SPRINGFIELD, ILLINOIS:

Section 1: That two-thirds of the City Council hereby authorizes the transfer of funds in the amount of \$500,000.00 from the Capital Equipment Fund 094 into the Corporate Fund 001 for Fiscal Year 2012.

Section 2: That the Office of Budget and Management is hereby authorized and directed to effectuate this transfer in the amount of \$500,000.00 from the Capital Equipment Fund 094 into the Corporate Fund 001.

Section 3: That this ordinance shall become effective immediately upon its passage and recording by the City Clerk.

PASSED: Feb. 22, 2011

SIGNED: 2.23.11, 2011

RECORDED: Feb. 23, 2011



Mayor Frank Edwards

ATTEST: Cecilia K. Tumulty
City Clerk Cecilia K. Tumulty

Approved as to legal sufficiency:

Requested by: Mayor Frank Edwards

J / 2-1-11
Office of Corporation Counsel / Date